

My Panchayat

Revolutionizing Community life



Dr. APJ Abdul Kalam Research Foundation

Dr APJ Abdul Kalam Research Foundation popularly known as “Kalam Foundation” is a Trust, registered under Indian Trust Act, 1882 inspired by of Former President, Bharat Ratna Dr. APJ Abdul Kalam, dedicated to the integrated & sustainable development of India according Dr.Kalam’s dream through the intervention of science, engineering and technology. Kalam Foundation today has 15 state units and a few overseas units as well. Eminent scientists, academicians, policy makers, and social workers are the torch bearers of the vision of Dr. APJ Abdul Kalam.

...

Table of Contents

01

Problem Statement

Absence of quality consultation services to Panchayats/Local Bodies

02

Solutions Proposed

To provide quality rural development consultation services

03

Our Process

Need Analysis followed by Resource mapping and implementation

04

Our Vision

Enabling every Panchayat/Local Body to function as as the third form of government






01

Problem Statement

No credible consultancy for rural
development



Lack of availability of quality developmental consultancy services to meet the demand

Understanding the Problem

Dreams but no roadmap

No proper clarity on way forward

Absence of a practical vision

Absence of In depth understanding of issues

No Options available

There are no solution provider in the market

No holistic solution designer present

Lack of interest among skilled to tap the potential

Lack of Technical expertise

Little understanding of goal setting

Lack of understanding of data


Lack of understanding of timely progress tracking mechanism



02

Solutions Proposed

To provide need based and data driven
quality rural development consultation
services



We propose to setup an organization that will provide customized and time bound developmental consultancy services to the ULBs/Panchayats

Our Solutions

Customized End-to-End Consultancy Services

Need Based end to end consultancy

Resource identification and mobilization

Focus on hollistic socio-economic development

Data Driven Interventions

Centralised data collection at the beginning

Data driven Action Plans

Extensive dashboard for real time tracking

Time Bound Action Plan

5 Year Action Plan

6 monthly progress assessments


Revised Action Plan to meet annual targets



03

Our Processes

Need Analysis followed by Resource
mapping and implementation



Our Process

Need Analysis Assessment

Specific needs of the village/locality will be identified in this phase

Village Development Plan

A detailed development plan will be prepared before final approval

Phase 1

Phase 2

Phase 3

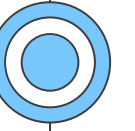
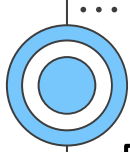
Phase 4

Resource Mapping & Generation

Various internal and external resources will be identified in this phase

Implementation

The VDP will be implemented after final approval



The four pillars of our interventions

Solutions Overview

Need Analysis Assessment

Need Analysis Report based on socio-economic census of the village

Resource Mapping & Generation

Available and alternative external sources for mobilising resources to meet the requirements will be identified

Preparing Village Development Plan

A comprehensive 5 year village development plan shall be prepared based on the need assessment and resource mapping

Assessment Reports

Timely six-monthly progress assessment tracker shall be prepared with the help of a project dashboard

A need analysis report will be prepared for every village that will avail the services of MyPanchayat to begin with. The report will be **based on the socio-economic shortcomings** of the village. The nationally defined targets of SDG will act as the benchmark for each of these indicators.

Need Analysis Assessment

National SDG Targets

61 KPIs indicated by NITI Aayog

From SDG-1 to SDG-8

Targets normalized to relevant population

Baseline Survey

Using Available Secondary Data

Primary Data Collection by door to door survey

Relevant Indicators (KPIs) to be focussed

Need Analysis Report

Detailed assessment of every relevant indicator

3 differently graded areas of interventions to be identified

Low hanging fruits and priority areas identified

Based on the findings of the Need Analysis Report, a comprehensive time-bound study shall be conducted for mapping the resources and looking for the different avenues for generating resources to meet the requirements of the village.

Resource Mapping & Generation



Internal Resources

Existing Central
Government-run
scheme

Existing State/UT
Government-run
schemeses



External Resources

CSR and NGO/INGO
Grants

HNI/Individual
Donations

Village Development Plan will be a comprehensive vision document presented to the Gram Sabha/Approving body that will propose the detailed roadmap for holistic development of the Village/Local Body Area

Village Development Plan



Village Development Plan

Will act as the vision document for the village

Will be presented to Panchayat Gram Sabha/Approval Body

Consist of 1st years' Annual Plan Report



Annual Plan Report

Will consist of the Annual Development Plan Report & Previous Year Status Report

Shall be presented to the Gram Sabha/approving body for approval every year

Suggestions incorporated; Act as a social audit

What is Annual Plan Report ?

Assessment Reports will not only help in tracking the progress but will also assist in developing supplementary plans for rerouting towards the targets

Assessment Reports

Assessment Reports

- 2 Timely six-monthly assessments
- Will act as a progress tracker
- Consist of a Midline & Endline Assessment

Midline Assessment Report

Shall act as a progress report for internal evaluation

Will act as timely course correction

Shall consist of a revised action plan

Endline Assessment Report

Shall act as a progress report for internal evaluation

Will act as timely course correction


Shall consist of a revised action plan



04

Our Vision

Enabling every Panchayat/Local Body
to function as as the third form of
government



We want to revolutionize rural development and micro-level planning in India with an ultimate goal to enable each and every Panchayat/ULB to act as the third layer of government in the truest sense, in line with the Article 40 of the Indian Constitution, as envisioned by our nation builders.

Our Ultimate Goal

Capacity building of the The Third Government

Developing visionary
ACTalectuals
leadership

Capacity building of
local population

Imparting Project
Management Skills

Deepening Democratic Roots

Creating ideal
democratic
environment needed
for consultative
governance

Build understanding
of democratic way of
governance

Developing scientific
temper of the people

Sustainable Decentralised Planning

Need Based
customised
Interventions

Efficient usage of
resources for
ensuring sustainable
development

Exploring &
Developing untapped
local potential



05

Annexure



The Annual Plan report shall consist of the Annual Development Roadmap and the previous year progress report

Annual Plan Report

Annual Development Plan Report

- Consists of Project Details
- Their respective implementation strategy
- Will be in sync with the VDP

Previous Year Status Report

- Act as an annual report card
- Will consist of the status reports of all projects
- Also consist of book of accounts

Sustainable Development Goals

1 NO POVERTY



No Poverty

End poverty in all its forms everywhere

2 ZERO HUNGER



Zero Hunger

End hunger, achieve food security and improved nutrition and promote sustainable agriculture

3 GOOD HEALTH AND WELL-BEING



Good Health and Well-Being

Ensure healthy lives and promote well-being for all at all ages

4 QUALITY EDUCATION



Quality Education

Ensure inclusive and equitable quality education and promote lifelong learning opportunities for all

Sustainable Development Goals

5 GENDER
EQUALITY



Gender Equality

Achieve gender equality and empower all women and girls

6 CLEAN WATER
AND SANITATION



Clean Water and Sanitation

Ensure availability and sustainable management of water and sanitation for all

7 AFFORDABLE AND
CLEAN ENERGY



Affordable Clean Energy

Ensure access to affordable, reliable, sustainable and modern energy for all

8 DECENT WORK AND
ECONOMIC GROWTH



Decent Work and Economic Growth

Promote sustained, inclusive and sustainable economic growth, full and productive employment and decent work for all

Key Performance Indicators (KPIs) - No Poverty (SDG-1)
(As suggested by NITI Aayog)

Key Performance Indicators (KPIs) - No Poverty (SDG-1)	Target
<i>Percentage of population living below the national poverty line</i>	10.96
<i>Headcount ratio as per the Multidimensional Poverty Index (%)</i>	13.95
<i>Percentage of households with any usual member covered by a health scheme or health insurance</i>	100
<i>Persons employed a percentage of persons who demanded employment under Mahatma Gandhi National Rural Employment Guarantee Act (MGNREGA)</i>	98.95
<i>Percentage of the population (out of total eligible population) receiving social protection benefits under Pradhan Mantri Matru Vandana Yojana (PMMVY)</i>	100
<i>Percentage of households living in katcha houses</i>	0

Key Performance Indicators (KPIs) - Zero Hunger (SDG-2)
(As suggested by NITI Aayog)

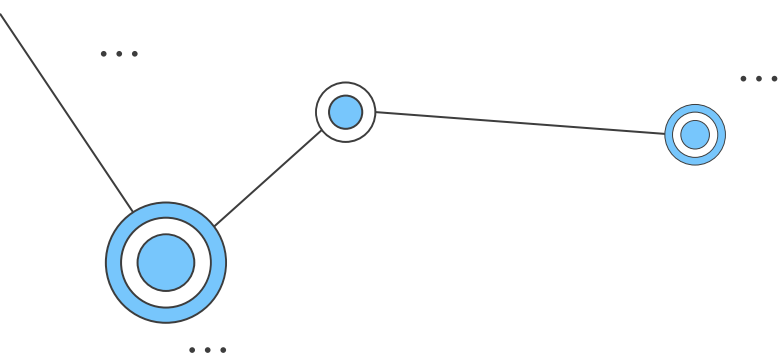
Key Performance Indicators (KPIs) - Zero Hunger (SDG-2)	Target
<i>Percentage of beneficiaries covered under National Food Security Act (NFSA), 2013</i>	100
<i>Percentage of children under five years who are underweight</i>	1.9
<i>Percentage of children under five years who are stunted</i>	6.0
<i>Percentage of pregnant women aged 15-49 years who are anemic</i>	25.2
<i>Percentage of adolescents aged 10-19 years who are anemic</i>	14.2
<i>Rice and wheat produced annually per unit area (Kg/Ha)</i>	5322.08
<i>Gross Value Added (constant prices) in agriculture per worker (in Lakhs/worker)</i>	1.22

Key Performance Indicators (KPIs) - Good Health and Well-Being (SDG-3)
(As suggested by NITI Aayog)

Key Performance Indicators (KPIs) - Good Health and Well-Being (SDG-3)	Target
<i>Maternal Mortality Ratio (per 1,00,000 live births)</i>	70
<i>Under 5 mortality rate (per 1,000 live births)</i>	25
<i>Percentage of children in the age group 9-11 months fully immunized</i>	100
<i>Total case notification rate of Tuberculosis per 1,00,000 population</i>	242
<i>HIV incidence per 1,000 uninfected population</i>	0
<i>Suicide rate (per 1,00,000 population)</i>	3.5
<i>Death rate due to road traffic accidents (per 1,00,000 population)</i>	5.81

Key Performance Indicators (KPIs) - Good Health and Well-Being (SDG-3)
(As suggested by NITI Aayog) (CONTD.)

Key Performance Indicators (KPIs) - Good Health and Well-Being (SDG-3)	Target
<i>Percentage of institutional deliveries out of the total deliveries reported</i>	100
<i>Monthly per capita out-of-pocket expenditure on health as a share of Monthly Per capita Consumption Expenditure (MPCE)</i>	7.83
<i>Total physicians, nurses, and midwives per 10,000 population</i>	45



Thank You

www.kalamfoundation.org

